



EDC of Elkhart County, Indiana

102 W. Lincoln Ave., Suite 210
Goshen, IN 46526
Toll-free 877-535-1002, Phone 574-535-1002
Fax 574-535-1022
www.elkhartcountybiz.com

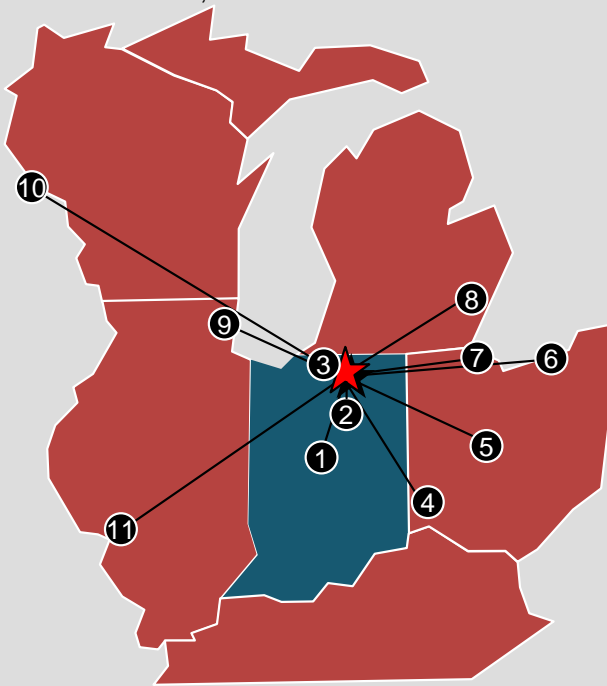
*"Concierge to
Elkhart County Industry"*



2011 Data

LOCATION

1	Indianapolis, Indiana	150
2	Warsaw, Indiana	25
3	South Bend, Indiana	25
4	Cincinnati, Ohio	255
5	Columbus, Ohio	225
6	Cleveland, Ohio	241
7	Toledo, Ohio	140
8	Detroit, Michigan	200
9	Chicago, Illinois	120
10	Minneapolis, Minnesota	530
11	St. Louis, Missouri	392



STATE INCENTIVES

Hoosier Business Investment Tax Credit (HBI)

Hoosier Business Investment Tax Credits are driven by a company's increased investment in new buildings, facilities improvements and equipment.

Economic Development for a Growing Economy (EDGE)

Economic Development for a Growing Economy Tax Credit is a refundable credit based on additional employee payroll withholdings for net new job creation.

Skills Enhancement Fund (SEF)

Provides financial assistance to businesses committed to training their workforce. Trainees must be Indiana residents. SEF reimburses eligible training expenses over a two-year term. The Indiana Economic Development Corp. typically does not provide reimbursement for training required by law.

Permitting Assistance

The IEDC can assist companies by serving as a liaison between the company and communities, local economic development organizations and regulatory agencies. The IEDC can also provide permit application assistance and tracking. This service is an effort to minimize the amount of time spent on regulatory compliance



CONTACT

Indiana Economic Development Corporation (IEDC)

David Behr, Director North Central Regional Office
dbeh@iedc.in.gov, www.iedc.in.gov, 574-288-6834



2011 Data

STATE INCENTIVES, Continued

Headquarters Relocation Tax Credit

Headquarters Relocation Tax Credits offset up to half the moving costs for corporations relocating their headquarters to Indiana.

Venture Capital Investment Tax Credit (VCI)

The VCI tax credit is a non-refundable tax credit available to qualified applicants that provide investment capital to qualified Indiana businesses.

Research and Development Tax Credit

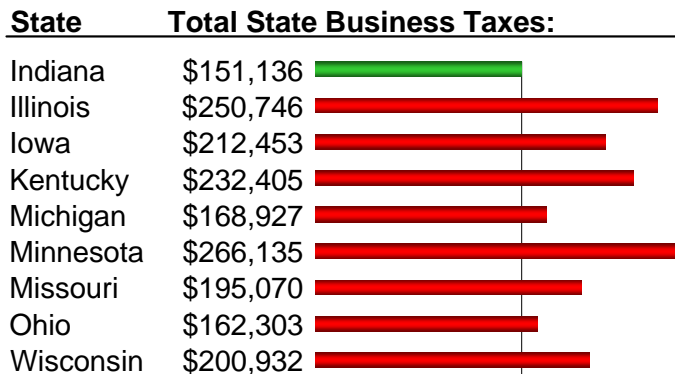
Research and Development incentives include a 15 percent tax credit based on an increase in qualified research expenses and a refund of state sales tax paid on R&D equipment.

Patent Income Exemption

To spur additional patent activity, qualified utility and plant patents are exempt from taxation on certain income derived.

COST OF DOING BUSINESS

Sum of Corporate State Income Tax, Worker Compensation and Unemployment Insurance



Source: IEDC 2011, Sum of Corporate State Income Tax, Worker Compensation and Unemployment Insurance

STATE / LOCAL BUSINESS TAXES

Corporate income tax

Indiana's Corporate Adjusted gross Income Tax is calculated at a flat 8.5 percent of adjusted gross income.

Gross receipts and inventory tax

Indiana has no gross receipts tax and no inventory tax.

Property Tax

Elkhart County Property Tax – information updated for 2011 on page 2, please change color on chart, difficult to read

Elkhart County Adjusted Gross Income Tax (CAGIT)

1.50% for resident taxpayers
0.5% for non-resident taxpayers
Source: Elkhart County Auditor

Elkhart Economic Development Income Tax (CEDIT)

0.25%
Source: Elkhart County Auditor

Elkhart County Property Tax

Note: Tax rates for 2011.

District Name	Tax Rate	District Name	Tax Rate
BAUGO TOWNSHIP	1.9517	JEFFERSON TOWNSHIP	1.7953
ELKHART - BAUGO TOWNSHIP	3.5944	LOCKE TOWNSHIP	1.4894
BENTON TOWNSHIP	1.5258	NAPPANEE - LOCKE TOWNSHIP	3.026
MILLERSBURG - BENTON TOWNSHIP	2.5937	OLIVE TOWNSHIP	1.639
CLEVELAND TOWNSHIP	1.9564	WAKARUSA - OLIVE TOWNSHIP	2.4157
ELKHART - CLEVELAND TOWNSHIP	3.2813	OSOLO TOWNSHIP	1.7891
CLINTON TOWNSHIP	1.6143	ELKHART - OSOLO TOWNSHIP	3.2536
MILLERSBURG - CLINTON TOWNSHIP	2.5781	UNION TOWNSHIP	1.7695
CONCORD TOWNSHIP	2.1233	NAPPANEE - UNION TOWNSHIP	2.9975
ELKHART - CONCORD SCHOOL	3.6273	WASHINGTON TOWNSHIP	1.6733
ELKHART - CONCORD TOWNSHIP	3.2761	BRISTOL	2.3455
GOSHEN - CONCORD SCHOOL	3.3	YORK TOWNSHIP	1.7646
ELKHART TOWNSHIP	2.0753	MIDDLEBURY TOWNSHIP	2.012
GOSHEN	3.1898	MIDDLEBURY	2.6641
HARRISON TOWNSHIP	1.6461	GOSHEN - HARRISON TOWNSHIP	2.8205
WAKARUSA - HARRISON TOWNSHIP	2.4231	GOSHEN - JEFFERSON TOWNSHIP	3.0133
JACKSON TOWNSHIP	1.5512	MIDDLEBURY - YORK TOWNSHIP	2.3608

Source: Elkhart County Auditor, David Hess
574-535-6719, www.elkhartcountyindiana.com



2011 Data

Real Property Tax Phase-In

New buildings constructed are eligible for real property tax abatement. Substantial improvements to existing buildings may be eligible, but it is important to note that only the value of the improvement to the existing building qualifies. It is not permissible to abate property that is already being taxed in Indiana. Land does not qualify for phase-in.

Real property tax phase-in is a declining percentage of the increase in assessed value of the improvement based on one of the following ten time periods. For example, for a five-year phase-in, the tax payer pays no tax in year one, 20% of the total tax in year two, 30% of the total tax in year three, etc. The local governing body determines the time period for the phase-in.

	1 Year	2 Years	3 Years	4 Years	5 Years	6 Years	7 Years	8 Years	9 Years	10 Years
Year 1	100%	100%	100%	100%	100%	100%	100%	100%	100%	100%
Year 2		50%	66%	75%	80%	85%	85%	88%	88%	95%
Year 3			33%	50%	60%	66%	71%	75%	77%	80%
Year 4				25%	40%	50%	57%	63%	66%	65%
Year 5					20%	34%	43%	50%	55%	50%
Year 6						17%	29%	38%	44%	40%
Year 7							14%	25%	33%	30%
Year 8								13%	22%	20%
Year 9									11%	10%
Year 10										5%

Personal Property Tax Phase-in

Manufacturing and research & development equipment that is new to Indiana is eligible for personal property tax phase-in. It is not permissible to abate property that is already being taxed in Indiana.

Personal property tax phase-in is a declining percentage of the assessed value of the newly installed manufacturing and / or research and development equipment. Taxes are phased in as described below.

	1 Year	2 Years	3 Years	4 Years	5 Years	6 Years	7 Years	8 Years	9 Years	10 Years
Year 1	100%	100%	100%	100%	100%	100%	100%	100%	100%	100%
Year 2		50%	66%	75%	80%	85%	85%	88%	88%	90%
Year 3			33%	50%	60%	66%	71%	75%	77%	80%
Year 4				25%	40%	50%	57%	63%	66%	70%
Year 5					20%	34%	43%	50%	55%	60%
Year 6						17%	29%	38%	44%	50%
Year 7							14%	25%	33%	40%
Year 8								13%	22%	30%
Year 9									11%	20%
Year 10										10%

Tax Increment Financing (TIF)

Elkhart County has 30 TIF districts. Allows a company locating within a specific jurisdictional area improved infrastructure, water, sewer, roads. The TIF district is created and approved by the redevelopment commission.

A city, town or county may use property taxes derived from a new project to finance infrastructure, structures, land acquisition, or equipment that benefits the new project. Although traditionally the incremental tax (or "TIF") has been generated from increases in real property assessed values, in many cases the TIF is generated from increases in depreciable personal property.

Source: Ice Miller, LLP

Contacts:

- Bristol
- Bill Wuthrich, Town Manager
574-848-4853
- Elkhart
- Barkley Garrett, Dir. of Economic Dev.
574-294-5471
- Goshen
- Mark Brinson, Dir. of Community Dev.
574-537-3824
- Middlebury
- Mark Salee, Town Manager
574-825-1499
- Millersburg, New Paris
- Laura Coyne, Com Dev. Coordinator
574-875-3347
- Nappanee
- Larry Thompson, Mayor
574-773-2112
- Wakarusa
- Joyce Hartman, Clerk/Treasurer
574-862-2245



2011 Data

Electricity

Indiana Michigan Power
Serving City of Elkhart
Barry Visel, Manager Community Relations
269-279-1543, www.aeped.com

Northern Indiana Public Service Company

Serving Bristol, Goshen, Middlebury, Millersburg, Nappanee, New Paris, and Wakarusa
Diane Thalmann, Manager Economic Development
219-647-5134
www.ni-econdev.com

Telecommunications

Comcast www.comcast.com
Elkhart County
Commercial Department
574-252-2531

Century Link www.centurylink.com
Millersburg, Nappanee, and Syracuse
Jack Moore, 574-269-1520

New Paris Telephone
www.nptel.com
Elkhart County and New Paris
Steve Edwards, 574-831-2176

One Communications
www.onecommunications.com
Elkhart County
888-836-9740

U4 www.u4corp.com
Elkhart County
Rich Hays, 877-562-2584

Verizon eric.harvey@verizon.com
Bristol, Elkhart, Goshen, Middlebury, and Wakarusa
Eric Harvey, 260-435-3985

Water & Sewer Districts

Table with 5 columns: Community, Daily Capacity (gpd), Ave. Daily Flow 2009 (gpd), Daily Capacity (gpd), Ave. Daily Flow 2009 (gpd). Rows include Town of Bristol, City of Elkhart, City of Goshen, Town of Middlebury, Town of Millersburg, City of Nappanee, New Paris, and Town of Wakarusa.

Table listing districts and phone numbers: Bristol (574-848-7931), Elkhart (574-293-2572), Goshen (574-533-9399), Middlebury (547-825-1499), Millersburg (574-642-3733), Nappanee (574-773-4623), New Paris (574-831-6109), Wakarusa (574-862-4632).

Broadband

GramTel www.gramtel.net
Rich Carlton, 574-472-4726

MapleNet Wireless
www.maplenetwireless.com
Gene Crusie, 574-389-3100

Goshen Fiber Network
www.goshenfiber.com
Steven Edwards, 574-831-7125

Natural Gas

Northern Indiana Public Service Company (NIPSCO)
Serving Elkhart County
Diane Thalmann, Manager Economic Development
219-647-5134, www.ni-econdev.com

Air, Land and Water Permits

Indiana Department of Environmental Management New Permits: 800-451-6027, www.in.gov/idem
Information & Questions: 574-245-4870

Commercial & Industrial Waste Disposal

Elkhart County Solid Waste Management District
500 N. Nappanee St., Elkhart, Indiana 46514,
574-293-2269

Elkhart County Landfill
59530 CR 7, Elkhart, Indiana
46517, 574-522-2581

Allied Waste Services, 574-522-1331, www.republicservices.com

Himco Waste-Away Service, Inc.,
574-293-8534,
www.wasteawaygroup.com

Waste Management,
574-875-5232, www.wm.com

Source: Chambers of Commerce

2011 Data

Air

Elkhart Municipal Airport

\$4.2M renovations recently completed.

Andy Jones, Airport Manager
574-264-5217
www.elkhartindiana.org

Goshen Municipal Airport

Randy Sharkey,
Airport Manager
574-533-8245
www.goshenair.com

Nappanee Municipal Airport

John Graber, Airport Manager
574-773-2151
www.nappaneeairport.com

South Bend Regional Airport

Located 35 miles west of Elkhart County, South Bend Regional Airport is served by 4 major carriers: Allegiant, United Express, Delta, and Continental Express with services to six hub airports, and non-stop service to Las Vegas, Orlando-Sanford, Clearwater -St. Petersburg, and Mesa, Arizona.

Daily pick up of air cargo provided by: Delta Air Lines, Express Mail – USPS, Federal Express, Flying Tigers Air Cargo, Mountain Air Cargo, Towne Air Freight, and UPS. John Schalliol, Airport Manager 574-233-2185, www.sbnair.com

International Airports

Chicago O'Hare	130 miles
Chicago Midway	120 miles
Detroit	190 miles
Fort Wayne	90 miles
Indianapolis	160 miles

Rail

Norfolk Southern Corporation

Dayne Tate, Industrial Development Manager
317-580-0364
www.nscorp.com

CSX Transportation

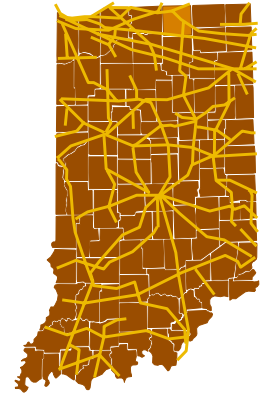
Jeffrey Wagoner, Manager of Regional Development
630-904-1493
www.csx.com

Elkhart & Western

Nathan Johns, Marketing Manager
309-697-1400 ext. 243
www.pioneer-railcorp.com

Grand Elk Railroad

Shasta Stump, V.P. Marketing & Sales
269-753-4957
www.watcocompanies.com



Indiana ranks 9th in the nation in railroad mileage.
Source: IEDC

Norfolk Southern Elkhart Rail Yard is the 2nd largest rail switching yard in the nation.
Source: IEDC

Water

Ports of Indiana

1) Burns Harbor, Portage

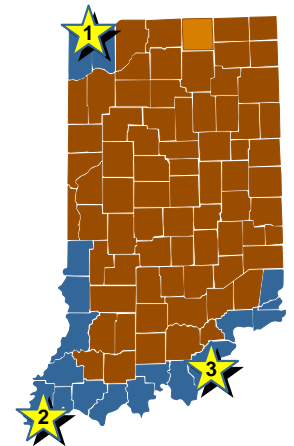
Lake Michigan, 560 Acres
Peter Laman, Port Director
219-787-510

2) Southwind Maritime, Mount Vernon

Ohio River, 745 Acres

3) Clark Maritime, Jeffersonville

Ohio River, 962 Acres



Indiana ranks 14th in the nation in water-borne shipping.
Source: Ports of Indiana





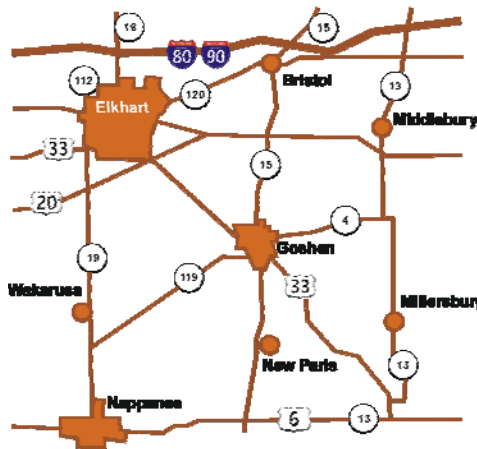
2011 Data

Highway

Elkhart County is served by I-80 / I-90 Toll Road with four (4) exit and entry locations. Elkhart County is served by six (6) state highways* and four (4) US highways**. The county is also easily accessible to I-69.

* SR 4, SR 13, SR 15, SR 19, SR 119, SR 120

**US 6, US 20, US 33, US 131



Trucking

Over 50 trucking firms work in Elkhart County. Please access a complete list through our website, www.elkhartcountybiz.com

Toll Plaza	Intersecting	AADTC
Elkhart	SR 19	25,790
Elkhart East	CR 17	25,090
Bristol / Goshen	SR 15	24,930
Middlebury	SR 13 & US 131	23,750

US 6	AADTC
Tomahawk Trail	7,040
SR 19, Nappanee	10,600
Oakland Avenue, Nappanee	14,260
County Road 9	13,350
SR 15	6,810
County Road 3	5,910
SR 13, Junction South	4,960
US 33 & SR 13, Junction North	5,710
Noble County Line	7,850

US 20	AADTC
SR 19	25,680
US 33	23,210
County Road 17	20,370
SR 15	18,660
County Road 35	14,430
Wayne Street, Middlebury	15,080
Orpha Drive, Middlebury	17,030
SR 13	11,100
Lagrange County Line	11,540

US 33	AADTC
SR 13	4,450
County Road 33	4,800
County Road 42	9,080
County Road 38	11,770
College Avenue, Goshen	15,280
Sixth Street, Goshen	17,520
SR 15, Junction South	11,380
SR 4, Goshen	17,320
Main Street / Pike Street, Goshen	14,970
SR 15, Junction North	19,950
Indiana Avenue, Goshen	18,820
Riverside Boulevard, Goshen	15,110
Bashor Road, Goshen	22,310
Greene Road, Goshen	20,250
Mishawaka Road	25,490
US 20	25,430

SR 4	AADTC
Sixth Street, Goshen	10,630
Ninth Street & Logan Street, Goshen	10,690
Olive Street	8,020
Blackport Drive, Goshen	5,390
SR 13	4,150

SR 13	AADTC
US 6	6,410
County Road 50	2,670
County Road 46	1,840
Lincoln Street, Millersburg	2,270
County Road 34	3,490
SR 4	3,570
County Road 20	6,360
US 20	8,260
Orpha Avenue, Middlebury	9,460
Warren Street, Middlebury	11,570
York Drive, Middlebury	15,260
County Road 10	11,630
SR 120	11,320
I-80 / I-90 Toll Road	12,650

SR 15	AADTC
US 6	8,040
County Road 46	8,240
County Road 142	9,730
College Avenue, Goshen	13,710
SR 119	18,690
Fifth Street, Goshen	12,910
US 33	6,660
Hackett Road, Goshen	15,310
US 20	11,620
County Road 10	8,770
St. Joseph Street, Bristol	9,100
SR 120, Junction West	9,720
SR 120, Junction East	14,710
Twin Rivers Trail, Bristol	7,460
I-80 / I-90 Toll Road	6,630
Michigan State Line	8,890

SR 19	AADTC
Lincoln Street, Nappanee	6,310
US 6	6,690
Van Buren Street, Nappanee	10,730
SR 119	11,680
US 20	28,300
Mishawaka Street, Elkhart	20,550
Hively Street, Elkhart	20,960
Strong Avenue, Elkhart	23,130
Edwardsburg Avenue, Elkhart	29,550
Cassopolis Street, Elkhart	24,020
Heaton Lake Road, Elkhart	31,320
I-80 / I-90 Toll Road	25,970
North Shore Drive, Elkhart	17,600
Michigan State Line	11,810

SR 119	AADTC
County Road 9	2,400
County Road 19	4,470
County Road 21	8,580
SR 15, Goshen	12,890

SR 120	AADTC
County Road 17	10,870
SR 15, Bristol	11,800
County Road 29	10,220
County Road 131	6,530
SR 13	5,980
Lagrange County Line	7,800

US 131	AADTC
Michigan State Line	11,840



2011 Data

Major Manufacturers by Employee Count

Forest River, Inc.	4,130
Keystone RV Company	2,000
Jayco, Inc.	1,317
Lippert Components, Inc.	1,232
KIK Custom Products	950
Gulf Stream Coach	900
Syndicate Systems Inc.	800
MasterBrand Cabinets, Inc.	710
Supreme Industries Inc.	677
Dometic, LLC	600
Dutchmen Mfg, Inc.	590

Source: EDC of Elkhart County Research, 4/2010 & Elkhart Chamber of Commerce

Recent Announcements

ABC Bus, Inc.	\$1.9 M
Abrasive Blasting & Coating Services	\$167,600
Bennington Marine	\$1 M
Creative Bus Sales, Inc.	\$1.2 M
Deloro Stellite Holding	\$5 M
E.K. Blessing and Co.	\$1.8 M
Elixir Industries	\$750,000
Heartland RV LLC	\$2.6 M
Jayco, Inc.	\$1.2 M
Kinro	\$2 M
Livin' Lite Corporation	\$757,000
MSC Industrial Supply	\$8 M
Nexus RVs, LLC	\$1 M
Santelli Tempered Glass	\$3.7 M
Specialty Heat Treating	\$1.5 M
THINK North America	\$56 M
Vixen Composites, LLC	\$7 M

Source: EDC of Elkhart County Report of Annual Activity 2010

Global Relationships

Bermuda	Britain
Canada	China
Denmark	France
Germany	Japan
Kuwait	Mexico
Netherlands	Saudi Arabia
Sweden	Switzerland
Taiwan	Turkey

Labor Resources

Skills Enhancement Fund (SEF)

Provides financial assistance to businesses committed to training their workforce. Trainees must be Indiana residents. SEF reimburses eligible training expenses over a two-year term. Companies may reapply for additional SEF funds after their initial two-year term. The Indiana Economic Development Corp. typically does not provide reimbursement for training required by law.

Technology Enhancement Certification for Hoosiers (TECH)

A reimbursement grant program designed to help companies meet the demands of the new IT economy by increasing the number of certified information technology workers in Indiana. This program provides financial assistance to companies that are committed to training their workers on the latest information technology.

David Behr, Senior Project Manager
574-288-6834, dbeh@iedc.in.gov

Workforce Assistance

WorkOne

Employee Recruitment, Job Fairs, Applicant Screening, Applicant Testing, WorkKeys Job Profiles and Assessments, Dislocation Support, Incumbent Worker Training Grants, On the Job Training, Customized Training, Posting of Jobs on the Statewide Electronic Job Matching System.

ElizaBeth A. Livengood, Business Services Manager
574-237-9672, ext. 2525, elivengood@gotoworkone.com

Business Assistance

North Central Indiana Business Assistance Center (NCI)

assists companies in process improvement in the form of training and implementation of Lean concepts. Lean business transformations, or the continuous identification and elimination of process waste, typically resulting in significant increase in capacity, shorter lead-times, lower inventories, higher quality and reduced cost of manufacturing.

A secondary mission of NCI is to grow regional Technology by working with Universities, businesses, agencies and resources to attract, transfer, incorporate, improve and create new levels of business and process technology.

Jim Walsh, VP Business Technology Improvements
574-293-1531, jwalsh@elkhart.org
www.michianatech.org

Purdue Technical Assistance Program (TAP)

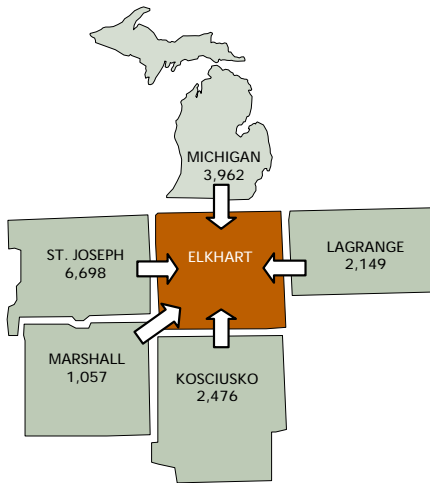
supports performance improvement by utilizing faculty, students, and staff through various programs and services: faculty assistance projects, advanced manufacturing training, energy efficiency services, healthcare technical assistance, business innovation, pharma technical assistance, summer intern, high tech job fair.

Jeff Burbrink, Economic & Community Development Educator
574-533-0554, jburburink@purdue.edu, www.tap.purdue.edu

2011 Data

Commuting into Elkhart County

(represents 17.3% of County Work Force)



Number of persons who live in another county (or state) but work in Elkhart County 18,645

Source: STATS Indiana Annual Commuting Trends Profile Tax Year 2009

Labor Force (Elkhart County)

Labor Force	88,828
Employed	78,003
Unemployed	10,825

Source: Indiana Department of Workforce Development, January 2011

Average Annual Unemployment Rate

Elkhart County	12.2%
Indiana	9.1%
United States	9.0%

Source: Indiana Department of Workforce Development, January 2011

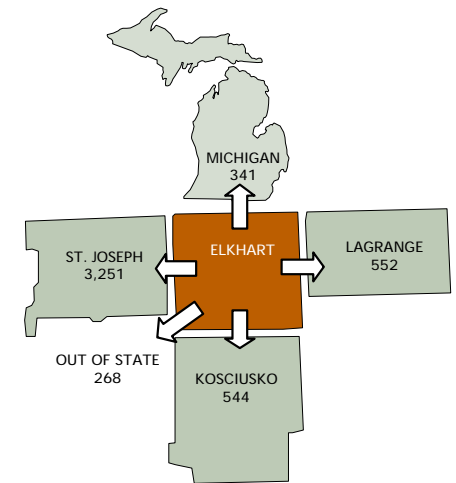
Cost of Living

Metropolitan Areas	Elkhart-Goshen MSA
Composite Index (100%)	93.9
Grocery Items (13.31%)	91.4
Housing (29.27%)	92.5
Utilities (10.22%)	84.7
Transportation (9.86%)	99.8
Health Care (4.23%)	92.7
Miscellaneous (33.11%)	97.5

Source: ACCRA Cost of Living Index, 2010 Annual Average Data

Commuting out of Elkhart County

(represents 6.1% of County Work Force)



Number of persons who live in Elkhart County but work outside the county 6,047

Source: STATS Indiana Annual Commuting Trends Profile Tax Year 2009

Cost of Doing Business

Total State Business Taxes: Sum of Corporate State Income Tax, Worker' Compensation and Unemployment Insurance

State	Amount
Indiana	\$151,136
Illinois	\$250,746
Iowa	\$212,453
Kentucky	\$232,405
Michigan	\$168,927
Minnesota	\$266,135
Missouri	\$195,070
Ohio	\$162,303
Wisconsin	\$200,932

Source: IEDC 2011

Health Care

Elkhart General Healthcare System

Full-service, 325-bed hospital. National award-winning Heart & Vascular Center, Joint Replacement Center, and Regional Center for Cancer Services. Opened new Oncology Care Unit in 2006. 574-294-2621, www.egh.org

Indiana University Goshen Hospital

Full service, 123-bed hospital. Goshen Center for Cancer Care, Team: Bariatrics Center for Weight Reduction, and The Retreat Women's Health Center. Opened new Acid Reflux Center and Center for Wound Healing in 2009. Heart & Vascular Center and Orthopedic Care opened in 2010. Opened new, state-of-the-art surgical suites and expanded Emergency Department in 2007. 574-533-2141, www.goshenhealth.org

2011 Data

Public K-12 School Districts

(1) Baugo Community Schools
James DuBois, Superintendent
jdubois@baugo.org
574-293-8583

(2) Concord Community Schools
George Dyer, Superintendent
gdyer@concord.k12.in.us
574-875-5161

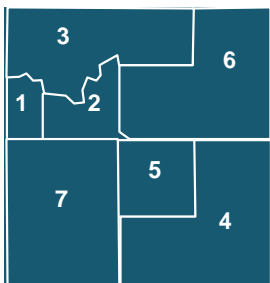
(3) Elkhart Community Schools
Mark Mow, Superintendent
mmow@elkhart.k12.in.us
574-262-5516

(4) Fairfield Community Schools
Thomas Tumey, Superintendent
ttumey@fairfield.k12.in.us
574-831-2188

(5) Goshen Community Schools
Dr. Bruce Stahly, Superintendent
bstahly@goshenschools.org
574-533-8631

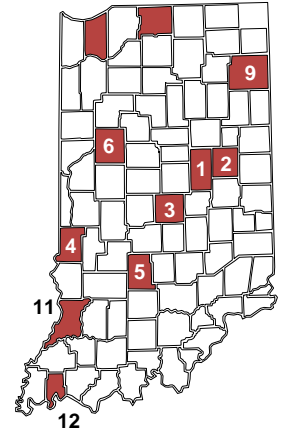
(6) Middlebury Community Schools
Jim Conner, Superintendent
jimconner@mcsin-K12.org
574-825-9425

(7) Wa-Nee Community Schools
Joe Sabo, Superintendent
jsabo@wanee.org
574-773-3131



Indiana's Major Universities

1. Anderson University
2. Ball State University
3. Butler University
4. Indiana State University
5. Indiana University + 7 regional
6. Purdue University + 5 regional
7. Trine University
8. University of Notre Dame
9. University of Saint Francis
10. Valparaiso University
11. Vincennes University
12. University of Evansville



Career & Technical Education

Elkhart Area Career Center (EACC) 574-262-5650
William E. Kovach, Director www.elkhart.k12.in.us/eacc

Post Secondary Education within an hour of Elkhart County

- Ancilla College
- Associated Mennonite Biblical Seminaries
- Bethel College
- Beulah Bible College
- Concordia Theological Seminary
- Davenport University
- Goshen College
- Grace College
- Holy Cross College
- Huntington University
- Harrison College
- Indiana Fundamental Bible College
- Indiana Tech
- Indiana University South Bend, Elkhart
- Indiana University-Purdue University, Fort Wayne
- Indiana Wesleyan University
- Ivy Tech - Michigan City, South Bend, Elkhart, Warsaw, Fort Wayne
- Manchester College
- Purdue University-North Central
- Purdue University-College of Technology
- Saint Mary's College
- Saint Mary-of-the-Woods College
- Taylor University
- Trine University
- University of Notre Dame
- University of Saint Francis
- Valparaiso University



- Andrews University
- Davenport University
- Glen Oaks Community College
- Kalamazoo College
- Kalamazoo Valley Community College
- Lake Michigan College
- Southwestern Michigan College
- Western Michigan University





2011 Data

Population Over Time	Number
2009	200,502
2000	182,791
1990	156,198
1980	137,330
1970	126,529
1990 to 2000 % change	17.00%
1980 to 2000 % change	33.10%
1970 to 2000 % change	44.50%

Source: US Census Bureau

Population Estimates by Age in 2009	Number
Preschool (0 to 4)	17,215
School Age (5 to 17)	39,885
College Age (18 to 24)	17,957
Young Adult (25 to 44)	54,188
Older Adult(45 to 64)	48,187
Older (65 plus)	23,070
Median Age	34.4

Sources: US Census Bureau; Median age calculated by the IBRC.

Note: The 2009 functional age groups will be updated in the Fall of 2010 with the release of the single years of age data for all US Counties.

Elkhart County Communities

	Bristol	Elkhart	Goshen	Middlebury	Millersburg	Nappanee	New Paris	Wakarusa
Population	1,042	52,710	30,652	3,309	834	6,761	1,022	1,583
Labor Force	585	27,617	16,220	1,817	444	3,803	567	802
Bachelor's Degree	15.50%	16.73%	21.17%	19.35%	8.47%	13.35%	14.11%	14.57%
Household Income	\$52,082	\$40,315	\$44,380	\$61,922	\$45,832	\$50,163	\$46,537	\$50,258

Source: IEDC, 2011.

Elkhart County and its neighbors

	Elkhart County	Kosciusko County	Lagrange County	Marshall County	Noble County	St. Joseph County
Population(2009)	200,502	76,499	37,204	46,903	48,028	267,613
Growth (%) Since 1990	28.40%	17.20%	26.20%	11.20%	26.80%	8.30%
Growth (%) Since 1970	58.50%	59.00%	78.10%	34.10%	53.00%	9.30%
Per Capita Personal Income (PCPI) (2008)	\$32,263	\$34,941	\$22,495	\$29,679	\$27,805	\$35,363
H.S. Diploma or More - % of Adults 25+ (ACS 2005-2009)	78.70%	84.40%	59.90%	82.10%	80.70%	86.10%
Bachelor's Deg. or More - % of Adults 25+ (ACS 2005-2009)	17.60%	19.30%	9.80%	16.90%	13.20%	25.70%

Source: STATS, Indiana, 2011

