



NAPPANEE



Tornado's Touchdown in Nappanee



Nappanee Chamber of Commerce



Terra Group, LLC



Newmar Corporation



Investor Profile: Gulf Stream Coach



The following Nappanee community organizations and Nappanee companies have invested in the Economic Development Corporation of Elkhart County. We ask that you return the favor by supporting them. Click on their "Investor Plaque" to visit their website.



Chase



KeyBank



1st Source Bank



Lake City Bank



City of Nappanee



Fairmont Homes, Inc.



Newmar Corp.



Salem Insurance



Nappanee Chamber of Commerce



ATC/Motiv Trailers



Kountry Wood Products, LLC



Breckenridge

Nappanee Facts

Population (2000): 6,710

Estimated Population (2011): 7,149

Population Increase (1990 to 2011): 20%

Average Household Income (2000): \$52,151

Average Household Income Projected (2011): \$60,841

Average Household Income Increase (1990 to 2011): 86%



Downtown Nappanee



NAPPANEE

Nappanee Links

- Chamber of Commerce
- Nappanee.org
- Nappanee Advance News (newspaper)
- Information about Nappanee at City-Data.Com
- Nappanee in Wikipedia
- Information about Nappanee at CityTownInfo.Com
- Search Google and Google Maps for Nappanee Indiana

Nappanee Location

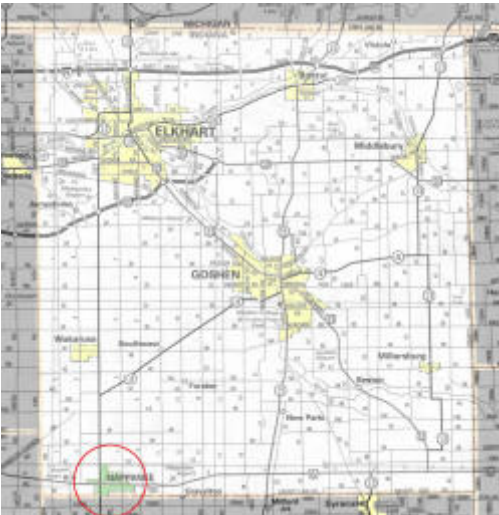
Nappanee to:

Goshen	16 miles
Elkhart	18 miles
South Bend	30 miles
Fort Wayne	62 miles
Battle Creek, MI	97 miles
Chicago, IL	125 miles
Detroit, MI	222 miles
I-80/I-90 (Indiana Toll Road)	35 miles
I-69	62 miles

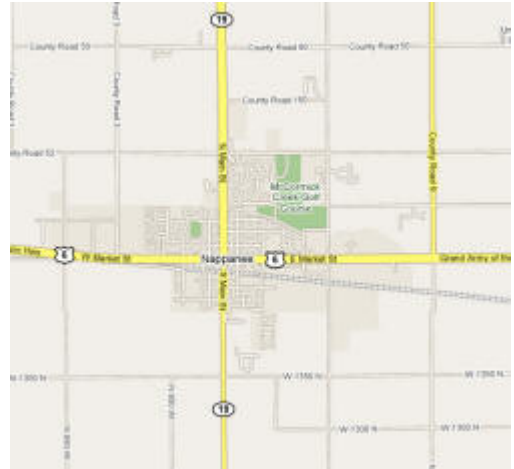


NAPPANEE

Nappanee Maps



Click map to enlarge



Click map to enlarge

Nappanee Elected Officials

Mayor - City of Nappanee

Larry L. Thompson (R)


300 West Lincoln
Nappanee, IN. 46550
Tel: (574) 773-2112



Clerk-Treasurer - City of Nappanee

Kimberly A. Ingle (R)

P.O. Box 29
Nappanee, IN. 46550
Tel: (574) 773-2112





NAPPANEE

1st District Common Council - City of Nappanee

Tod Nunemaker

1075 Golfview Drive
Nappanee, IN 46550



2nd District Common Council - City of Nappanee

Michael J. Stull


752 North Nappanee Street
Nappanee, IN 46550



3rd District Common Council - City of Nappanee

Janet Brown

106 North Williams Street
Nappanee, IN 46550



4th District Common Council - City of Nappanee

Jeff Kitson

305 Morningside Drive
Nappanee, IN 46550





NAPPANEE

Common Council At-Large - City of Nappanee

Donald A. Miller

1059 Northwood Drive

Nappanee, IN 46550



Nappanee Demographics

	1990 Census	2000 Census	2006 Estimate	2011 Projection
Total Population	5,970	6,710	6,951	7,149
Population Density (Pop/Sq Mi)	1,618.30	1,818.90	1,884.20	1,937.90
Total Households	2,264	2,521	2,644	2,748

Population by Gender:

Male	2,900	3,346	3,493	3,613
Female	3,070	3,364	3,458	3,536

Population by Age

0 to 4	523	623	650	667
5 to 14	984	1,083	1,092	1,085
15 to 19	424	481	504	519
20 to 24	481	500	554	574
25 to 34	1,050	1,065	1,037	1,050
35 to 44	824	971	915	873
45 to 54	526	745	795	805
55 to 64	485	482	593	691
65 to 74	350	425	447	524
75 to 84	238	243	245	243
85+	86	92	118	116



NAPPANEE

Median Age:

Total Population	30.2	30.9	31.1	31.5
------------------	------	------	------	------

Households by Income

\$0 - \$15,000	466	272	224	208
\$15,000 - \$24,999	457	307	285	270
\$25,000 - \$34,999	446	333	317	331
\$35,000 - \$49,999	533	482	381	347
\$50,000 - \$74,999	269	700	789	735
\$75,000 - \$99,999	67	279	388	491
\$100,000 - \$149,999	19	95	185	268
\$150,000 +	6	54	74	98

Average Hhld Income	\$32,758	\$52,151	\$56,997	\$60,841
Median Hhld Income	\$29,119	\$46,914	\$52,915	\$57,310
Per Capita Income	\$12,334	\$19,593	\$21,275	\$22,969

Employment and Business

Age 16 + Population	4,377	4,895	5,101	5,287
In Labor Force	3,275	3,703	3,836	3,967
Employed	3,211	3,617	3,722	3,848
Unemployed	64	87	114	118
In Armed Forces	0	0	0	0
Not In Labor Force	1,102	1,192	1,265	1,320
Number of Employees (Daytime Pop)			4,384	
Number of Establishments			359	
Emp in Blue Collar Occupations		2,149		
Emp in White Collar Occupations		1,468		

Housing Units

Total Housing Units	2,371	2,643	2,821	2,961
Owner Occupied	1,545	1,811	1,907	1,988
Renter Occupied	719	709	737	759
Vacant	107	122	177	213



NAPPANEE

Vehicles Available

Average Vehicles Per Hhld	1.7	1.8	1.9	1.9
0 Vehicles Available	187	180	218	250
1 Vehicle Available	797	698	722	745
2+ Vehicles Available	1,429	1,643	1,704	1,752

Marital Status

Age 15+ Population	4,462	5,004	5,208	5,397
Married, Spouse Present	2,717	3,059	3,174	3,285
Married, Spouse Absent	67	110	122	132
Divorced	418	389	403	420
Widowed	342	263	271	279
Never Married	919	1,183	1,233	1,280

Educational Attainment

Age 25+ Population	3,558	4,023	4,150	4,310
Grade K - 8	432	305	365	396
Grade 9 - 12	570	701	622	557
High School Graduate	1,592	1,884	1,870	1,898
Some College, No Degree	442	524	568	618
Associates Degree	119	157	180	204
Bachelor's Degree	281	289	349	410
Graduate Degree	121	163	195	226
No Schooling Completed		0		